

SPEECH FUNDAMENTALS

As you work through your Path you will be doing a number of speeches, all speeches are evaluated against the following elements:



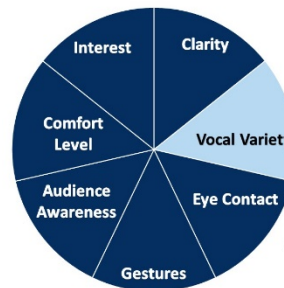
Each of these are explained briefly below, but please feel free to discuss these with your mentor as well. Remember, this is a learning process and it will take time to master all of the different elements. Often it is best just to focus on one or two each speech, rather than trying to remember everything.



Clarity

Being clear and easily understood.

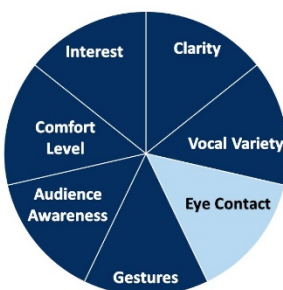
- Choice of words
- Speed of speech
- Projecting voice
- Present ideas simply
- Repeat main point



Vocal Variety

Uses tone, speed and volume as a tool.

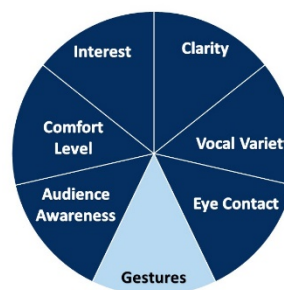
- Varies tone – not monotone
- Varies speed of speaking
- Varies volume as appropriate
- Choose words that inspire passion
 - Pause for emphasis



Eye Contact

Uses eye contact to engage audience.

- Looks at individuals in audience
- Meets their eyes for short periods of time
- Ensures whole room is covered



Gestures

Uses body language to enhance speech.

- Stance – relaxed, hands by side
- Uses hands and arms for significant points
- Moves with meaning
 - Uses the stage
- Varies stance and position to emphasise points



- Audience Awareness**
 Demonstrates awareness of audience engagement and needs.
- Speech is relevant for audience
 - Observes and modifies speech to audience's reaction
 - Uses humour to engage audience
 - Uses strong introduction to get attention



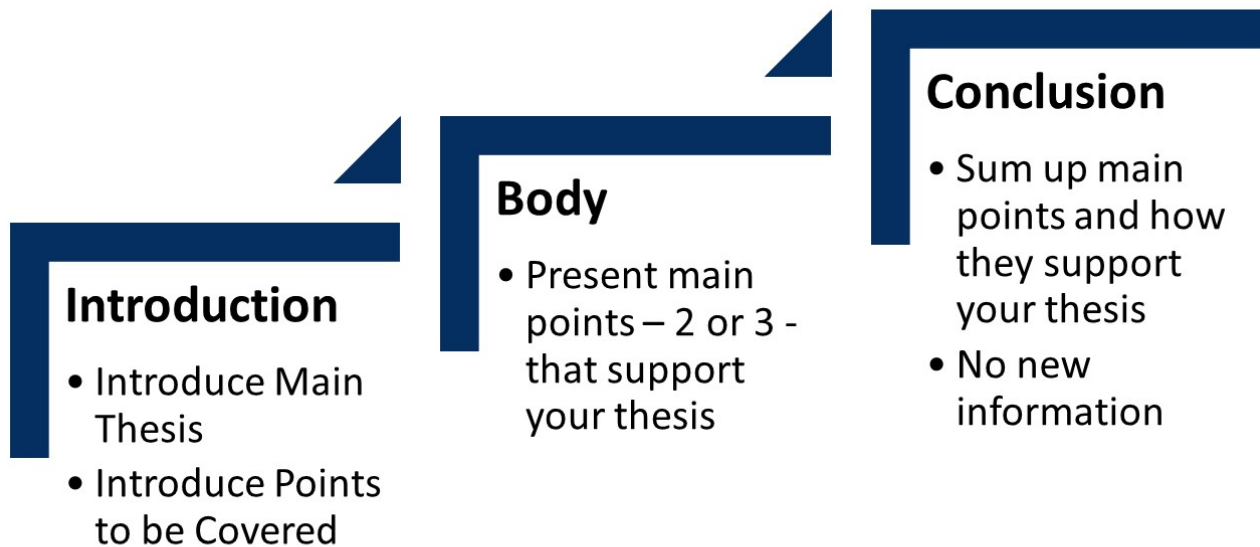
- Comfort Level**
 Appears comfortable with the audience



- Interest**
 Engages audience with well constructed speech.
- Speech has a point
 - Point is clear and concise
 - Introduction, expounding of main points and conclusion
 - Conclusion sums up speech

SPEECH CONSTRUCTION

A good speech has the following elements:



You will be introduced to these concepts as you work through Pathways, but this is just to give you a bit of a head start.